

Scaled data based on original data using
LM-79-08 Approved Method: Electrical and Photometric Measurements of Solid-
State Lighting Products

Test Report Prepared for
Cooper Lighting Solutions
(formerly Eaton)

Brand: INVUE

Report Number: P139601

Luminaire Tested: **ENC-E01-LED-E1-BL3-7050**

Issue Date: 03/03/2020

Test Information

Test Method: LM-79-08
Report Number: P139601
REPORT IS SCALED FROM IESNA LM-79-08 TEST DATA (P33645)
Test Lab: INNOVATION CENTER-P3
Issue Date: 03/03/2020
Manufacturer: COOPER LIGHTING SOLUTIONS (FORMERLY EATON)
Product Line: INVUE
Catalog Number: ENC-E01-LED-E1-BL3-7050
Description: ENTRI LED LUMINAIRE
(1) LIGHTBARS WITH AccuLED OPTICS - TYPE 3 W/ SPILL LIGHT CONTROL
Light Source: (21) 5000K CCT, 70 CRI LEDs
Ballast/Driver: -

Summary

Lumens per Lamp: N/A
Luminaire Lumens: 2772.9 lumens
Efficiency: N/A
Efficacy: 112.3 lumens/watt
Luminous Opening: Rectangular (W 1' x L: 0.17' x H: 0')
IES Classification: Type III - Short - Semi-Cutoff
BUG Rating: B1 - U0 - G1

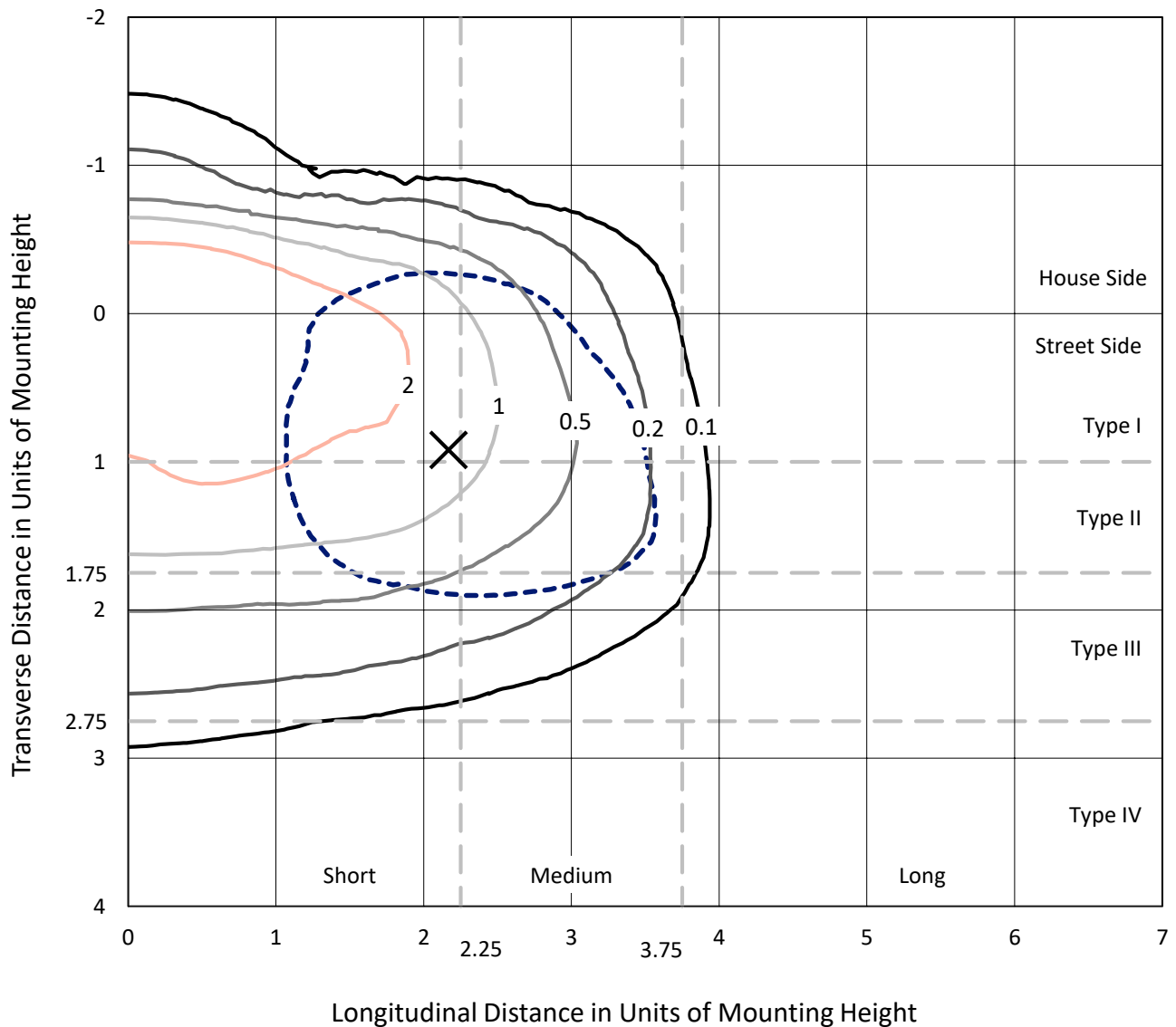
Input Watts (W): 24.7
Input Voltage (V): NR
Input Current (Ain): NR
Voltage Rise (V): NR
Power Factor: NR
Total Harmonic Distortion (THDi): NR
Frequency (hertz): 60
Stabilization Time: NR
Operation Time: NR
Ambient Temperature (°C): NR
Test Distance: 25 FT



REPORT NUMBER: P139601
 CATALOG NUMBER: ENC-E01-LED-E1-BL3-7050

Iso-Footcandle Lines of Horizontal Illumination

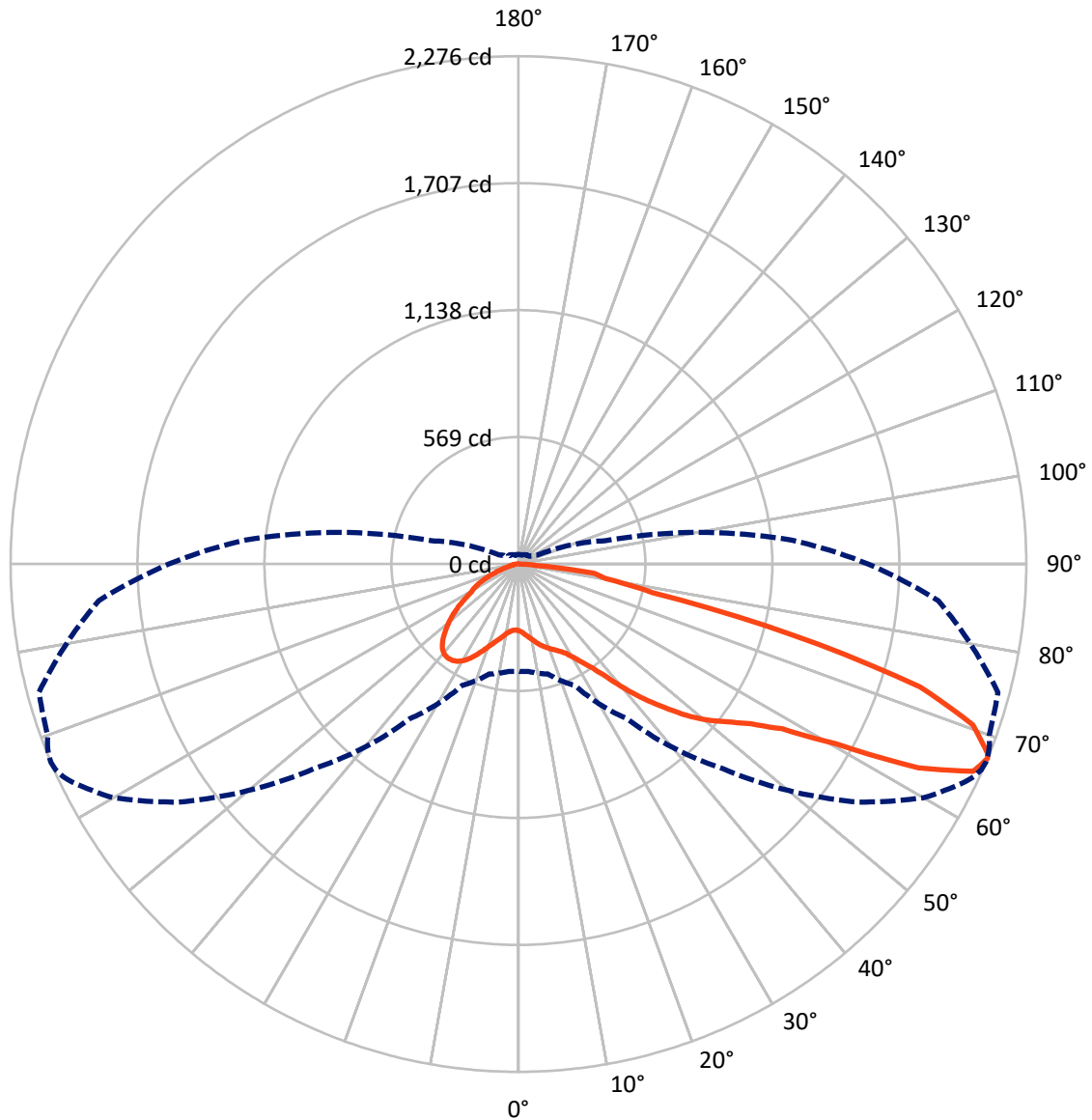
✕ Max cd
 - - - 1/2 Max cd



Based on 10 foot mounting height. Maximum calculated value = 3.8 fc
 Type III - Short - Semi-Cutoff

REPORT NUMBER: P139601
CATALOG NUMBER: ENC-E01-LED-E1-BL3-7050

Luminous Intensity Polar Plot



— Vertical Plane Through 67-Deg Lateral - - - Horizontal Cone Through 67-Deg Vertical

REPORT NUMBER: P139601

CATALOG NUMBER: ENC-E01-LED-E1-BL3-7050

FLUX DISTRIBUTION:

		Downward	Upward	Total
House Side	Lumens	673.3	0.0	673.3
	% Fixture	24.3	0.0	24.3
Street Side	Lumens	2099.7	0.0	2099.7
	% Fixture	75.7	0.0	75.7
Total	Lumens	2772.9	0.0	2772.9
	% Fixture	100.0	0.0	100.0

Coefficient of Utilization

ZONAL LUMENS:

Zone	Lumens	% Fixture
0°-10°	30.1	1.1
10°-20°	104.1	3.8
20°-30°	188.7	6.8
30°-40°	275.9	9.9
40°-50°	417.9	15.1
50°-60°	599.3	21.6
60°-70°	765.9	27.6
70°-80°	357.5	12.9
80°-90°	33.5	1.2
90°-100°	0.0	0.0
100°-110°	0.0	0.0
110°-120°	0.0	0.0
120°-130°	0.0	0.0
130°-140°	0.0	0.0
140°-150°	0.0	0.0
150°-160°	0.0	0.0
160°-170°	0.0	0.0
170°-180°	0.0	0.0
0°-90°	2772.9	100.0
0°-180°	2772.9	100.0



REPORT NUMBER: P139601

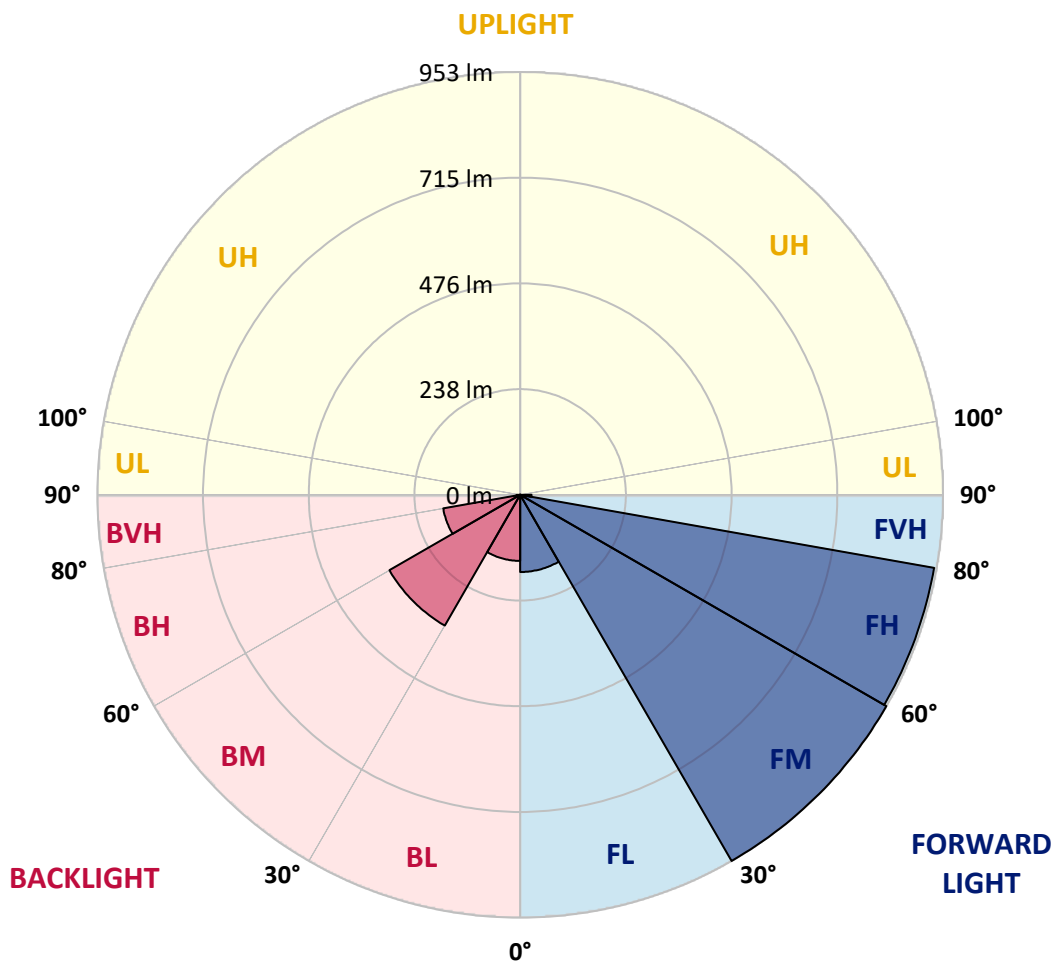
CATALOG NUMBER: ENC-E01-LED-E1-BL3-7050

LUMINAIRE CLASSIFICATION SYSTEM LUMEN TABLE AND BUG RATING:

Zone		Lumens	% Fixture	Zone Rating/Lumen Limit		
				B	U	G
FL	(0°-30°)	173.9	6.3			
FM	(30°-60°)	953.0	34.4			
FH	(60°-80°)	947.3	34.2			G1/1800
FVH	(80°-90°)	25.4	0.9			G1/100
BL	(0°-30°)	149.0	5.4	B1/500		
BM	(30°-60°)	340.1	12.3	B1/1000		
BH	(60°-80°)	176.1	6.4	B1/500		G1/500
BVH	(80°-90°)	8.1	0.3			G0/10
UL	(90°-100°)	0.0	0.0		U0/0	
UH	(100°-180°)	0.0	0.0		U0/0	

BUG Rating: B1-U0-G1

Type III Short





REPORT NUMBER: P139601

CATALOG NUMBER: ENC-E01-LED-E1-BL3-7050

CANDELA DISTRIBUTION (FULL):

	0°	5°	15°	25°	35°	45°	55°	60°	61°	62°	64°
0°	298.6	298.6	298.6	298.6	298.6	298.6	298.6	298.6	298.6	298.6	298.6
2.5°	310.4	310.4	310.9	310.9	310.4	310.4	307.3	307.3	307.3	306.8	306.8
5°	327.3	327.8	327.8	327.3	326.3	324.2	320.1	320.1	320.1	319.6	318.6
7.5°	346.8	346.3	346.8	345.3	343.2	340.7	335.0	334.5	333.5	333.5	332.5
10°	368.4	366.8	368.4	366.3	362.2	357.6	350.9	348.9	348.9	348.9	346.8
12.5°	390.4	389.9	390.9	387.4	380.2	375.0	368.4	365.8	365.3	365.3	364.3
15°	414.5	414.0	411.0	405.3	396.1	391.5	383.8	380.7	380.2	380.2	378.6
17.5°	439.7	439.7	432.0	420.2	407.4	400.7	395.1	393.0	392.5	392.5	392.0
20°	461.2	461.2	451.0	431.5	413.0	405.8	403.8	403.8	403.8	403.8	404.3
22.5°	477.1	475.6	461.7	437.6	415.1	408.9	414.0	414.5	414.5	415.6	416.1
25°	484.3	483.8	467.4	438.7	414.5	413.5	424.8	426.3	427.4	428.4	429.9
27.5°	484.8	484.8	468.4	438.1	414.0	421.7	438.1	442.8	443.8	445.8	448.4
30°	479.7	480.2	466.4	437.6	417.6	437.1	459.2	467.9	470.0	473.0	477.1
32.5°	473.5	474.6	466.4	442.8	433.5	463.8	493.0	505.4	507.4	511.5	515.6
35°	474.6	476.1	477.7	463.3	468.9	509.5	551.5	558.7	558.2	564.9	566.9
37.5°	481.2	484.8	496.1	498.7	520.2	576.7	620.8	636.2	636.2	642.3	640.3
40°	482.3	487.9	516.1	545.9	588.5	657.7	718.3	736.2	736.2	738.8	737.8
42.5°	506.4	511.5	552.0	604.9	665.4	747.0	813.7	829.6	833.2	830.6	832.7
45°	550.0	553.6	603.4	670.0	739.8	832.7	907.1	922.5	926.1	923.5	920.4
47.5°	605.4	610.5	663.4	742.4	814.2	911.7	1002.5	1020.5	1024.1	1019.9	1021.5
50°	651.6	661.3	717.8	811.1	886.0	979.4	1076.4	1101.0	1104.1	1104.1	1105.1
52.5°	693.6	702.4	756.8	860.9	944.0	1040.5	1131.3	1163.1	1166.7	1169.2	1171.3
55°	711.1	719.8	774.2	882.5	979.4	1097.4	1194.9	1237.5	1239.5	1246.2	1254.9
57.5°	711.6	718.8	772.1	881.9	997.9	1148.7	1281.6	1347.8	1356.0	1364.7	1379.6
60°	663.4	672.1	725.5	856.3	1013.3	1206.2	1412.9	1534.5	1546.3	1571.5	1604.3
62.5°	590.5	596.7	642.9	771.6	1013.3	1285.7	1624.3	1825.4	1864.9	1906.0	1966.5
65°	522.8	527.4	556.7	668.0	941.5	1350.4	1845.5	2076.8	2119.4	2150.2	2201.5
67°	480.7	482.8	510.5	601.3	845.0	1298.5	1860.3	2094.3	2130.7	2162.5	2227.2
67.5°	466.4	467.9	494.1	584.4	815.2	1267.2	1837.8	2079.9	2119.4	2151.7	2217.4
70°	358.6	354.0	376.6	459.7	658.8	1011.2	1613.6	1892.7	1937.8	1980.9	2060.4
72.5°	213.9	207.3	221.6	266.8	426.9	710.6	1223.6	1553.0	1610.5	1664.3	1768.5
75°	128.8	129.3	140.1	171.4	232.9	446.9	790.6	1010.7	1064.6	1115.4	1197.5
77.5°	64.1	63.6	73.4	99.5	169.8	277.6	459.2	582.8	600.8	624.9	615.2
80°	20.5	20.0	21.5	27.2	61.1	186.2	288.8	365.8	374.0	378.6	384.3
82.5°	3.1	3.6	4.1	6.7	11.3	44.6	179.6	254.5	265.8	279.1	304.8
85°	0.0	0.0	0.5	0.5	1.5	3.6	16.9	43.6	45.7	55.4	65.2
87.5°	0.0	0.0	0.0	0.5	1.0	1.5	2.6	2.6	2.6	2.6	2.6
90°	0.0	0.0	0.0	0.0	0.0	0.0	0.0	0.0	0.0	0.0	0.0



REPORT NUMBER: P139601

CATALOG NUMBER: ENC-E01-LED-E1-BL3-7050

CANDELA DISTRIBUTION (continued):

	65°	66°	67°	68°	69°	70°	75°	85°	90°	95°	105°
0°	298.6	298.6	298.6	298.6	298.6	298.6	298.6	298.6	298.6	298.6	298.6
2.5°	306.3	306.3	305.8	305.3	305.3	305.3	304.2	303.7	300.6	299.6	297.6
5°	318.6	318.6	317.6	317.1	316.6	316.6	315.0	311.9	307.8	305.3	301.2
7.5°	331.9	331.4	330.4	330.4	328.4	328.4	326.3	320.7	316.6	313.0	307.8
10°	347.3	346.8	345.3	344.8	343.7	342.7	340.7	334.0	329.9	325.3	319.1
12.5°	364.3	363.2	362.2	361.7	360.7	359.6	357.6	351.4	347.3	342.7	335.5
15°	379.1	378.6	377.6	377.1	377.1	376.1	374.5	368.9	364.8	359.6	354.0
17.5°	392.5	392.0	391.5	391.5	390.9	390.9	390.4	385.3	382.7	378.6	373.0
20°	403.8	404.3	404.3	404.3	404.8	405.3	406.3	403.8	401.2	397.6	394.5
22.5°	416.1	416.6	418.1	418.1	419.2	419.7	423.3	422.8	421.7	419.2	416.6
25°	431.0	432.0	433.0	434.6	435.1	436.6	442.8	445.3	443.3	441.7	444.3
27.5°	450.5	452.5	453.5	455.6	456.6	458.7	467.9	473.5	472.0	472.5	478.2
30°	479.7	481.8	484.8	485.9	489.5	490.5	501.3	510.0	510.0	508.9	519.2
32.5°	518.7	520.2	523.8	526.4	528.4	530.5	540.8	550.0	551.0	554.1	558.2
35°	570.0	571.0	573.1	577.2	576.7	577.7	583.3	592.6	597.7	604.9	592.6
37.5°	637.7	641.3	640.3	640.8	636.7	639.3	641.3	651.1	661.8	669.0	621.3
40°	734.2	736.7	734.2	730.6	727.5	726.0	722.9	733.7	742.9	737.8	643.9
42.5°	828.1	829.1	827.0	820.9	818.3	813.2	805.0	818.3	823.4	799.3	655.7
45°	920.9	919.4	915.8	914.8	909.6	904.5	899.9	908.6	906.6	859.4	660.8
47.5°	1018.4	1016.9	1014.3	1010.2	1004.6	1003.5	999.4	998.4	983.5	910.7	658.2
50°	1103.6	1104.6	1099.0	1101.0	1098.4	1093.3	1089.7	1091.8	1056.4	955.8	653.1
52.5°	1176.9	1176.9	1174.4	1176.9	1175.9	1173.4	1176.4	1209.8	1136.4	1019.4	645.4
55°	1262.1	1265.2	1263.1	1265.7	1267.2	1272.9	1285.7	1363.7	1256.0	1097.4	628.0
57.5°	1386.8	1394.5	1392.4	1402.7	1411.9	1426.8	1473.5	1555.6	1404.2	1183.1	593.6
60°	1610.5	1635.6	1634.6	1652.5	1671.0	1687.9	1769.5	1785.4	1572.0	1294.9	567.9
62.5°	1982.9	2003.5	2012.2	2031.7	2043.5	2046.6	2112.2	1995.8	1721.8	1396.5	553.6
65°	2224.1	2232.3	2240.0	2237.4	2230.2	2218.4	2222.5	1976.3	1672.0	1331.4	475.1
67°	2252.8	2269.7	2275.9	2271.8	2261.0	2244.6	2224.6	1888.0	1566.3	1229.8	401.7
67.5°	2244.6	2262.0	2267.7	2264.1	2254.9	2242.6	2219.0	1854.7	1530.4	1197.0	382.7
70°	2112.8	2137.9	2161.0	2168.7	2169.2	2167.1	2143.5	1619.2	1302.6	1005.1	290.4
72.5°	1801.3	1833.7	1881.9	1866.5	1891.1	1875.2	1821.3	1106.7	892.7	718.3	203.7
75°	1215.4	1229.8	1268.8	1224.1	1228.2	1200.0	990.7	642.9	553.6	467.4	122.6
77.5°	611.6	620.8	614.6	588.0	577.7	554.6	428.9	139.6	139.6	166.2	64.1
80°	387.9	391.5	395.6	401.7	409.4	410.4	297.6	41.0	36.9	38.5	34.9
82.5°	318.1	327.8	340.7	343.2	346.3	348.9	205.2	22.6	18.5	20.5	24.6
85°	73.9	80.0	76.4	67.7	72.3	55.9	28.7	9.2	8.2	10.3	16.9
87.5°	2.6	2.6	2.6	2.6	2.6	2.6	2.6	2.6	2.1	3.6	8.7
90°	0.0	0.0	0.0	0.0	0.0	0.0	0.0	0.0	0.0	0.0	0.0



REPORT NUMBER: P139601

CATALOG NUMBER: ENC-E01-LED-E1-BL3-7050

CANDELA DISTRIBUTION (continued):

	115°	125°	135°	145°	155°	165°	175°	180°
0°	298.6	298.6	298.6	298.6	298.6	298.6	298.6	298.6
2.5°	295.5	294.0	291.9	291.4	290.9	289.9	289.4	288.8
5°	297.1	294.0	290.9	288.8	287.8	286.8	285.8	285.8
7.5°	303.2	299.6	295.0	293.0	290.9	289.4	288.3	288.3
10°	313.5	309.4	303.7	301.2	298.6	297.1	296.0	295.0
12.5°	328.9	323.7	317.1	313.0	310.4	309.9	308.9	308.3
15°	347.8	342.2	335.0	330.9	326.8	325.8	324.8	324.2
17.5°	366.8	362.2	356.6	349.4	341.2	334.5	331.4	330.9
20°	388.4	386.3	377.6	361.7	343.7	329.9	324.2	324.2
22.5°	415.6	409.9	388.9	360.7	334.0	314.5	306.8	306.8
25°	445.3	426.3	387.4	349.4	316.6	292.4	282.2	282.2
27.5°	471.5	431.0	378.1	330.4	290.4	264.2	252.4	251.9
30°	492.0	428.4	361.7	303.7	259.6	229.8	216.5	216.5
32.5°	503.3	419.7	339.1	272.4	222.2	188.3	171.9	172.4
35°	506.4	404.8	309.4	230.9	177.0	143.7	128.8	128.8
37.5°	503.3	381.2	272.4	185.2	132.4	108.8	97.5	96.5
40°	493.0	345.8	223.2	135.4	98.5	84.7	80.0	79.0
42.5°	472.5	303.2	167.8	97.0	79.0	73.4	72.3	71.8
45°	440.2	245.8	116.5	75.9	70.8	69.3	69.3	68.7
47.5°	399.7	187.8	83.1	67.2	66.7	66.7	66.7	66.7
50°	354.5	132.9	67.7	63.6	63.1	64.1	64.6	64.6
52.5°	307.8	92.9	62.1	61.1	60.0	61.6	62.1	62.1
55°	257.0	72.9	59.5	58.5	56.9	57.5	58.5	58.5
57.5°	204.7	64.6	58.5	56.9	53.9	53.9	54.9	54.9
60°	162.6	62.1	58.0	54.4	50.3	50.3	51.3	51.8
62.5°	136.0	61.6	58.0	51.8	48.7	47.2	48.2	48.2
65°	113.4	61.6	56.4	51.8	46.2	44.1	45.1	45.1
67°	94.9	60.5	55.4	51.8	45.1	42.6	42.6	42.6
67.5°	89.8	60.0	55.9	51.8	44.6	42.1	41.6	41.6
70°	67.2	54.4	55.9	52.3	43.6	38.5	37.5	37.5
72.5°	52.3	49.8	54.4	53.9	42.6	35.4	33.3	32.8
75°	42.6	45.1	54.9	52.3	40.0	32.3	29.2	28.7
77.5°	36.4	38.5	46.2	42.1	33.3	28.7	25.7	25.1
80°	28.7	32.8	32.8	28.7	24.6	23.1	21.5	21.5
82.5°	23.1	25.1	21.5	19.5	18.5	18.0	16.9	16.9
85°	19.0	20.5	15.9	14.4	13.9	13.3	12.3	12.3
87.5°	14.9	12.8	8.2	7.7	7.7	7.2	7.2	7.7
90°	0.0	0.0	0.0	0.0	0.0	0.0	0.0	0.0

(END OF REPORT)